


# Sample Studyguide Pages

VSGX740 Studyguide  
Is a part of V740 Complete Subject Set

## Spanish I V740 — First Semester

Name \_\_\_\_\_



**Landmark's Freedom  
Baptist Curriculum**  
2222 E. Hinson Ave.  
Haines City, FL 33844-4902  
1-800-700-LFBC

**Editorial Council:**  
Denise M. Fie, *B.A.*  
Claude H. Green, Jr., *Ed.D.*  
Larry H. Whitmer, *B.S.*  
Timothy W. Scott, *D.D.*  
Louie J. McLean, Jr.

## Table of Contents

<i>Introduction</i>	.....	5
<i>Semana 1</i>	Alphabet, pronunciation .....	9
<i>Semana 2</i>	Nouns, Gender, Definite/Indefinite Articles .....	29
<i>Semana 3</i>	Nominative Case Pronouns, Ser vs Estar .....	49
<i>Semana 4</i>	Numbers, Telling Time .....	73
<i>Semana 5</i>	Days of the Week, Months of the Year .....	97
<i>Semana 6</i>	“De”, Possessive Adjectives .....	121
<i>Semana 7</i>	“Y”, “-AR” Verbs .....	143
<i>Semana 8</i>	IR, Sentences with Two Verbs.....	167
<i>Semana 9</i>	Review Weeks 1-8.....	191
<i>Semana 10</i>	“-ER” Verbs, Descriptive Adjectives .....	207
<i>Semana 11</i>	Querer, Poder, Tener (que) .....	231
<i>Semana 12</i>	“-IR” Verbs, Adjectives of Nationality .....	257
<i>Semana 13</i>	Hay vs Ser/Estar, Quantitative Adjectives .....	281
<i>Semana 14</i>	Hacer, Dar, Adjective Clauses with Infinitives .....	307
<i>Semana 15</i>	Saber vs Conocer; “A” with Direct Objects; Que .....	331
<i>Semana 16</i>	Comparative Degree of Adjectives; Tan (Como) .....	357
<i>Semana 17</i>	Demonstrative Adjectives; Combining Sentences .....	381
<i>Semana 18</i>	Review Weeks 10-17.....	407

# Sample Studyguide Pages

*Table of Contents*

## *Introduction*

The purpose and goal of this course is to provide the beginning Spanish student with a basic foundation of speaking skills in order to lead a person to a saving knowledge of our Lord and Saviour Jesus Christ. To know that one day people will stand at the judgment seat of Christ as redeemed souls—all because of our burden to reach those who cannot speak our language—will be our greatest reward.

This text has several features designed to prepare an individual to present the Gospel—through Bible verse memorization, songs, simple Sunday School lessons, and a soulwinning plan.

(1) Bible Verse memorization—each weekly Bible memory verse is a step down the Romans Road, each one pointing the lost sinner closer and closer to Christ. The verses are divided into four nine-week themes which, when fitted together at the end of this 36 week course, will provide a comprehensive and effectual tool for the soulwinner. The categories are as follows:

- I. Weeks 1 - 8: All Have Sinned
  - A. Romans 3:10
  - B. Romans 3:23
  - C. I John 1:8
  - D. I John 1:10
  - E. James 2:10
  - F. I Corinthians 6:9a
  - G. Revelation 21:8a
  - H. Revelation 21:8b
  
- II. Weeks 10 - 17: The Payment of Sin is Death
  - A. Romans 6:23
  - B. Romans 5:12
  - C. Matthew 25:46
  - D. Matthew 18:9
  - E. Luke 16:23a
  - F. John 8:44a
  - G. John 8:44b
  - H. John 1:12
  
- III. Weeks 19 - 26: Christ Died For Our Sins
  - A. Romans 5:8
  - B. Romans 5:9
  - C. John 6:37
  - D. I Peter 3:18a
  - E. I Peter 3:18b
  - F. I Peter 2:24a
  - G. I Peter 2:24b
  - H. 2 Corinthians 5:21

# Sample Studyguide Pages

## *Introduction*

### IV. Weeks 28 - 35: Salvation is a Free Gift

- A. Romans 3:28
- B. Romans 10:9
- C. Romans 10:10
- D. Romans 10:13
- E. Ephesians 2:8
- F. Ephesians 2:9
- G. Matthew 7:21a
- H. John 6:40

(2) Songs — Students will learn a variety of simple songs such as might be used in a Sunday School or Junior Church setting.

(3) Simple Sunday School Lessons — The six Spanish lessons (with English translations) can be used to teach the children to decide who will guide their lives, lead them to accept Christ as their Saviour, instill in them a desire to serve Christ, and to share the Gospel with others.

(4) Plan of Salvation—A detailed soulwinning scenario will be presented in the final lessons of this text to thoroughly prepare an individual to lead someone to Christ.

## *How Do the Lessons Work?*

The Studyguide provides instructions that will allow you to make progress in this course. The Audio Cassettes will provide instructions as needed.

Each Week begins with a set of Vocabulary Words. One side of the Vocabulary sheet contains Spanish words. The other side of the Vocabulary sheet contains the corresponding set of English words. Your first assignment in each Week will be to familiarize yourself with and begin to memorize these Vocabulary words.

After you have become familiar with the Vocabulary words, you will proceed to Lesson 1. Continue with each lesson until you complete the Week. You will then be ready for the Weekly Quiz. Remember to memorize all Vocabulary Words for the Week before taking the Weekly Quiz.

May God bless you in your efforts to share the good news of the Gospel of our Lord Jesus Christ.

# Sample Studyguide Pages

*Introduction*

# Semana 1

## (Week 1)

Read these vocabulary words and the corresponding English words on the following page. Looking at the word in both English and Spanish, listen and repeat after the instructor on Vocabulary Cassette 1. You will need to memorize these vocabulary words before taking the Weekly Quiz.

- |                           |                        |
|---------------------------|------------------------|
| 1. ¡Hola!                 | 2. Buenos días         |
| 3. Buenas tardes          | 4. Buenas noches       |
| 5. Señor                  | 6. Señora              |
| 7. Señorita               | 8. ¿Cómo está Usted?   |
| 9. (Muy) bien, gracias    | 10. Así-así            |
| 11. ¿Qué hay de nuevo?    | 12. Nada de particular |
| 13. ¿Y usted?             | 14. Adios              |
| 15. Hasta luego           | 16. Hasta mañana       |
| 17. Hasta la vista        | 18. Estoy mal          |
| 19. ¡Que Dios le bendiga! | 20. ¡Igualmente!       |



## *Week 1*

### *English Vocabulary Words*

- |                               |                            |
|-------------------------------|----------------------------|
| 1. Hello!                     | 2. Good morning (Good day) |
| 3. Good afternoon             | 4. Good evening            |
| 5. Mr. (Sir)                  | 6. Mrs. (Ma'am)            |
| 7. Miss                       | 8. How are you?            |
| 9. (Very) well, thank you     | 10. So-so                  |
| 11. What's new?               | 12. Nothing in particular  |
| 13. And you?                  | 14. Goodbye                |
| 15. See you later             | 16. See you tomorrow       |
| 17. Until we see (meet) again | 18. I'm bad (sick)         |
| 19. God bless you!            | 20. Same to you!           |

# Week 1

## Lesson 1

### Versículo de la Biblia (Bible Verse).

Listen to Audio Cassette 1. Follow the text below and repeat after the instructor.

*“Como está escrito: no hay justo, ni aun uno (Romanos 3:10).”*

*“As it is written, There is none righteous, no, not one: (Romans 3:10).”*

**Copy the versículo below twice in Spanish and twice in English. Be prepared to say and/or write the versículo in Spanish as part of this week’s Weekly Quiz.**

### Spanish

1. \_\_\_\_\_  
 \_\_\_\_\_  
 \_\_\_\_\_

2. \_\_\_\_\_  
 \_\_\_\_\_  
 \_\_\_\_\_

### English

1. \_\_\_\_\_  
 \_\_\_\_\_  
 \_\_\_\_\_

2. \_\_\_\_\_  
 \_\_\_\_\_  
 \_\_\_\_\_

# Sample Studyguide Pages

*Week 1*

**Write each vocabulary word below in Spanish twice.**

1.	_____	_____
2.	_____	_____
3.	_____	_____
4.	_____	_____
5.	_____	_____
6.	_____	_____
7.	_____	_____
8.	_____	_____
9.	_____	_____
10.	_____	_____
11.	_____	_____
12.	_____	_____
13.	_____	_____
14.	_____	_____
15.	_____	_____
16.	_____	_____
17.	_____	_____
18.	_____	_____
19.	_____	_____
20.	_____	_____

## Gramática (Grammar)

Compare the English alphabet with the Spanish alphabet:

English	Spanish
A	A
B	B
C	C
—	CH
D	D
E	E
F	F
G	G
H	H
I	I
J	J
K	K
L	L
—	LL
M	M
N	N
—	Ñ
O	O
P	P
Q	Q
R	R
—	RR

English	Spanish
S	S
T	T
U	U
V	V
W	W
X	X
Y	Y
Z	Z

# Sample Studyguide Pages

Week 1


## Fill in the blanks.

1. How many more letters does the Spanish alphabet have than the English alphabet? \_\_\_\_\_

Write them: \_\_\_\_\_

Follow the list, and listen to the instructor say each letter on Audio Cassette 1. These are the names of each letter. Let's start with the vowels in Spanish. Continue listening to the Audio Cassette; look at the written words below and repeat after the instructor.

"a"	"e"	"i"	"o"	"u"
abajo	edad	iglesia	ocho	uno
abuela	ella	igual	octavo	usar
adiós	encima	importante	ocupado	Usted
algo	enero	inglés	oficina	uva
alto	ensalada	invierno	once	uniforme
americano	enviar	ir	orden	último
amor	escuela	Italia	orega	cuchillo
asiento	esposo	cinco	oro	cura
ayer	estar	cita	otoño	dudo
azul	cena	ciudad	otro	dulce
bajar	cerca	Dios	como	durar
barba	debajo	día	come	fútbol
barco	dedo	diez	con	lunes
caballo	desde	fin	cortar	luz
	calor	fecha	costa	muy
cambiar	leche	lista	doce	puente
casado	lengua	limpio	dolor	puerta
cantar	medio	miedo	foto	ruido
	mejor	miércoles	loco	sur
		nieve	mostrar	turismo
		pie		



caballo




fútbol

Repeat these words one more time.

# Sample Studyguide Pages

Week 1

Now look at the words below containing the letters “b, d, l, s”, and repeat them after the instructor.



**Biblia**

“b”	“d”	“l”	“s”
bajo	dar	la	sábado
baño	decidir	lado	salón
bastante	decir	leche	seis
Biblia	diez	libro	señor
bien	Dios	lo	seis
boca	doce	los	siete
buscar	donde	luego	sofa
barba	dos	lunes	sucio
barco	dulce	labio	saber
beber	debajo	lago	salsa
beso	décimo	lámpara	salud
caballo	deporte	largo	asado
cabeza	estadio	lavar	así
cabina	gordo	mal	casa
deber	lado	alfombra	cartas
débil	ladrón	algo	coser
febrero	madre	bolsa	dos
también	medida	calcetín	esposo
	nublado	calendario	este
		dolor	lista
		flor	más
		flaco	revista



**señor**

Repeat these words one more time.

# Sample Studyguide Pages


Week 1

## Country Report

Each nine weeks you will be writing a report on a specific Spanish-speaking country, and will present the report to your Teacher/Parent. Each week you will be assigned an area to research about that particular country. For this nine-week period, you will be writing a report on Spain. Using a globe or a map, list the capital city of Spain, and five (5) major cities.

Capital city: \_\_\_\_\_

Major cities: \_\_\_\_\_  
\_\_\_\_\_  
\_\_\_\_\_  
\_\_\_\_\_  
\_\_\_\_\_



## Lesson 2

### **Versículo de la Biblia.**

Using the Audio Cassette 1, repeat this week's versículo twice in Spanish. Copy the versículo below in Spanish twice and in English twice.

#### **Spanish**

1. \_\_\_\_\_

\_\_\_\_\_

\_\_\_\_\_

2. \_\_\_\_\_

\_\_\_\_\_

\_\_\_\_\_

#### **English**

1. \_\_\_\_\_

\_\_\_\_\_

\_\_\_\_\_

2. \_\_\_\_\_

\_\_\_\_\_

\_\_\_\_\_

# Sample Studyguide Pages

Week 1

## **Vocabulario.**

**Using Audio Cassette 1 and trying today to look only at the word in Spanish, repeat each vocabulary word twice and write below in Spanish twice.**

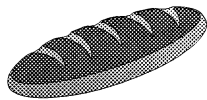
1. \_\_\_\_\_
2. \_\_\_\_\_
3. \_\_\_\_\_
4. \_\_\_\_\_
5. \_\_\_\_\_
6. \_\_\_\_\_
7. \_\_\_\_\_
8. \_\_\_\_\_
9. \_\_\_\_\_
10. \_\_\_\_\_
11. \_\_\_\_\_
12. \_\_\_\_\_
13. \_\_\_\_\_
14. \_\_\_\_\_
15. \_\_\_\_\_
16. \_\_\_\_\_
17. \_\_\_\_\_
18. \_\_\_\_\_
19. \_\_\_\_\_
20. \_\_\_\_\_

**Gramática**


You will need Audio Cassette 1 for today’s lesson—the letters “R,RR,P,T”. Listen to the instructor say these words, and repeat.



árbol



pan



burro

“r”	“rr”	“p”	“t”
receta	arreglar	padre	talón
recibo	arriba	pagar	también
recuerdo	arroz	palabra	tarde
revista	carretera	pan	té
arico	correo	papa	tiempo
río	correr	papel	toalla
ropa	ferrocarril	par	tocar
roto	guerra	pobre	tortilla
ruido	tierra	precio	traer
árbol	sierra	primero	tres
arena	borra	apagar	trece
arete	torre	aprender	atrás
barca	corre	campo	bastante
cartera	burro	copa	botón
ayer	hierro	cuerpo	cita
ayudar	cierra	después	costar
bajar		espalda	este
comer		ropa	estar
conocer		séptimo	fiesta
leer			gastar
poner			gusto
			lata

Repeat these words one more time.

# Sample Studyguide Pages

Week 1

**Listen to the instructor say these words, and repeat—the letters “c” and “g”.**

Note #1: The letter “c” in Spanish will have a hard “c” sound (as in the English word “cat”) when followed by the vowels “a,” “o,” or “u”.

<b>Hard “c”</b>	casi, campo, cada, calor, camino, como, cola, comer, comprar, con, conocer, cuyo, Cuba, cuello, cumpleaños, cura
-----------------	--

The letter “c” will have a soft “s” sound (as in the English word “cent”) when followed by an “e” or an “i”.

<b>Soft “c”</b>	cero, ceda, cena, cerca, cerrar, certificado, cinto, cita, ciento, cielo, cinco, ciudad, cita
-----------------	---

Note #2: The letter “g” is similar to the letter “c” in that a hard “g” sound will be produced (as in the English word “gate”) when followed by the vowels “a, o, u”.

<b>Hard “g”</b>	gato, gafas, gasolina, gastar, goma, gota, gordo, golpe, gusto, gula, guerra, gustar, guía
-----------------	--



**gato**

The letter “g” will sound like the English letter “h” when followed by the vowels “e” or “i”.

<b>Soft “g”</b>	gente, gelatina, gerente, gemelo, gira, gimo
-----------------	--

**Repeat these words one more time.**

## Lesson 3

### **Versículo de la Biblia.**

Using the Audio Cassette 1, repeat this week's versículo in Spanish twice. Copy the versículo below in Spanish twice.

1. \_\_\_\_\_  
\_\_\_\_\_  
\_\_\_\_\_

2. \_\_\_\_\_  
\_\_\_\_\_  
\_\_\_\_\_

### **Vocabulario.**

Using the Audio Cassette 1, repeat each word in Spanish twice, looking only at the English side of the page. Copy each word below in Spanish twice.

1.	_____	_____
2.	_____	_____
3.	_____	_____
4.	_____	_____
5.	_____	_____
6.	_____	_____
7.	_____	_____
8.	_____	_____
9.	_____	_____
10.	_____	_____
11.	_____	_____

# Sample Studyguide Pages

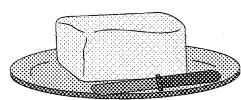
*Week 1*

- |     |       |       |
|-----|-------|-------|
| 12. | _____ | _____ |
| 13. | _____ | _____ |
| 14. | _____ | _____ |
| 15. | _____ | _____ |
| 16. | _____ | _____ |
| 17. | _____ | _____ |
| 18. | _____ | _____ |
| 19. | _____ | _____ |
| 20. | _____ | _____ |


## Gramática

You will need Audio Cassette 1 for today's lesson.

1. The letters "CH, LL, Ñ, J, H". Listen to the instructor say these words, and repeat.




mantequilla

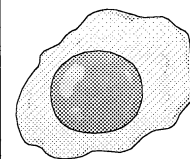


lechuga

"ch"	"ll"	"ñ"	"j"	"h"
champú	llorar	año	jabón	hablar
chaqueta	lluvia	baño	jamás	hacer
charla	llamar	dueño	jamón	hamburguesa
charlar	llena	sueño	jardín	hambre
cheque	amarillo	España	jefe	hay
chica	billete	extraño	joven	helado
chiste	cuello	otoño	joya	herida
chorizo	llenar	señor	judío	hermano
chofer	llamada	señora	juego	hielo
cuchara	llave	señorita	jueves	hijo
ducharse	mantequilla	diseño	jugar	hoy
lechuga	servilleta	doña	jugo	huevo
muchacho	tortilla	uña	julio	
mucho	zapatilla		junio	
noche			ajo	
ocho			baja	
planchar			caja	
			debajo	
			dejar	
			lujo	
			mejor	
			ojo	



hamburguesa



huevo

Repeat these words one more time.

# Sample Studyguide Pages

Week 1

## Lesson 4

### **Versículo.**

Say this week's versículo without using the Audio Cassette. Write below in Spanish twice.

---

---

---

---

---

### **Vocabulario.**

Without using the Audio Cassette, and looking only at the English word, say each word in Spanish twice. Copy each word below in Spanish twice.

1.	<hr/>	<hr/>
2.	<hr/>	<hr/>
3.	<hr/>	<hr/>
4.	<hr/>	<hr/>
5.	<hr/>	<hr/>
6.	<hr/>	<hr/>
7.	<hr/>	<hr/>
8.	<hr/>	<hr/>
9.	<hr/>	<hr/>
10.	<hr/>	<hr/>
11.	<hr/>	<hr/>
12.	<hr/>	<hr/>
13.	<hr/>	<hr/>
14.	<hr/>	<hr/>

- 15. \_\_\_\_\_
- 16. \_\_\_\_\_
- 17. \_\_\_\_\_
- 18. \_\_\_\_\_
- 19. \_\_\_\_\_
- 20. \_\_\_\_\_

**Gramática. Syllable Stress Rules.**

An individual desiring to master the correct pronunciation of Spanish **must** learn the following two rules of syllable stress.

**Rule #1.** A Spanish word that ends in a vowel, “n” or “s”, will be pronounced with the stress on the second-to-last syllable.

Example #1	<b>pin   ta</b> (two-syllable word); the stress is on the first syllable “pin”.
Example #2	<b>pre   pa   ra</b> (three-syllable word); the stress is on the second-to-last syllable “pa”.
Example #3	<b>do   cu   men   ta</b> (four-syllable word); the stress is on the second-to-last syllable “men”.
Example #4	<b>ex   pe   ri   men   ta</b> (five-syllable word); the stress is on the second-to-last syllable “men”

**Rule #2.** A Spanish word that ends with a consonant will be stressed on the final syllable.

Example #1	<b>pin   tar</b> (two-syllable word); the stress is on the syllable “tar”.
Example #2	<b>pre   pa   rar</b> (three-syllable word); the stress is on the syllable “rar”.
Example #3	<b>do   cu   men   tar</b> (four-syllable word); the stress is on the syllable “tar”.
Example #4	<b>ex   pe   ri   men   tar</b> (five-syllable word); the stress is on the syllable “tar”.

# Sample Studyguide Pages

Week 1

**Words that do not follow these two rules will be written with an accent mark over the syllable to be stressed.**

Example #1	<b>bo   lí   gra   fo</b> Word ends in a vowel, and should follow Rule #1. However, the stress is on the second syllable, and not on the second-to-last syllable, therefore an accent is required over the vowel “i”.
Example #2	<b>lí   der</b> Word ends in a consonant, and should follow Rule #2. However, the stress is on the first syllable, and not on the last; therefore, an accent is required over the vowel “i”.

## Exercise 1.

**Write Rule #1 on the lines below.**

---

---

## Exercise 2.

**Write Rule #2 on the lines below.**

---

---

## **Conversación (Conversation).**

**Repeat twice.**

- Pablo (Paul):        ¡Hola, María!  
María (Mary):        ¡Hola, Pablo! ¿Cómo está Usted?  
Pablo:                Muy bien, gracias. ¿Y Usted?  
María:                Así-así. ¿Qué hay de nuevo?  
Pablo:                Nada de particular. Adios, María.    Hasta luego.  
María:                Adios, Pablo. Hasta la vista.



# **SPANISH I**

V740

## **Studyguide Answers**

### *Week 1*

#### **Lesson 1**

1. 4 ; ch, ll, ñ, rr

#### **Lesson 4**

##### **Exercise 1:**

Rule #1 - A Spanish word that ends in a vowel, n, or s will be stressed on the second-to-last syllable.

##### **Exercise 2:**

Rule #2 - A Spanish word that ends in a consonant will be stressed on the final syllable.

# VWQX740 SPANISH I WEEKLY QUIZ #1

Page 1

Is a Part of V740 Complete Subject Set

Name \_\_\_\_\_

## Versículo. Fill in the blanks for this week's Bible verse. (20 points)

“Como está \_\_\_\_\_ : no \_\_\_\_\_ justo, \_\_\_\_\_ aun \_\_\_\_\_.

Romanos \_\_\_\_\_ :10

## Vocabulario. Matching (60 points)

- |                              |                         |
|------------------------------|-------------------------|
| _____ 1. Buenos días         | A. Good evening         |
| _____ 2. Señorita            | B. Mrs.                 |
| _____ 3. Hasta mañana        | C. Good morning         |
| _____ 4. Buenas tardes       | D. Until we see (again) |
| _____ 5. ¿Qué hay de nuevo   | E. What's new?          |
| _____ 6. Señora              | F. Mr.                  |
| _____ 7. Hasta luego         | G. How are you?         |
| _____ 8. Buenas noches       | H. God bless you        |
| _____ 9. Que Dios le bendiga | I. Until tomorrow       |
| _____ 10. ¿Cómo está Usted?  | J. Miss                 |
|                              | K. See you later        |
|                              | L. Good afternoon       |

# VWQX740 SPANISH I WEEKLY QUIZ #1

Page 2

Is a Part of V740 Complete Subject Set

Name \_\_\_\_\_

## Gramática. (20 points)

11. How many additional letters does Spanish have? \_\_\_\_\_

12. Write them here: \_\_\_\_\_

## VWQA740 SPANISH I WEEKLY QUIZ ANSWERS #1

Is a Part of V740 Complete Subject Set

### Versículo.

escrito, hay, ni, uno, 3

### Vocabulario.

1. C
2. J
3. I
4. L
5. E
6. B
7. K
8. A
9. H
10. G

### Gramática.

1. 4
2. ch, ll, ñ, rr

## VWQA740 SPANISH I WEEKLY QUIZ ANSWERS #2

Is a Part of V740 Complete Subject Set

### Versículo.

“Or cuanto todas pecaron, y están destituidos de la gloria de Dios.” Romanos 3:23

### Vocabulario.

1. c.
2. a.
3. a.
4. b.
5. b.
6. a.
7. c.
8. b.
9. b.
10. a.

Is a Part of V740 Complete Subject Set

Name \_\_\_\_\_

**Versículos. Match the Spanish versículo with its English translation. (16 points)**

- a. Si dijéremos que no hemos pecado, lo hacemos a él mentiroso, y su palabra no está en nosotros
- b. Mas a los temerosos e incredulos...y a todos los mentirosos su parte será
- c. Por cuanto todos pecaron, y están destituidos de la gloria de Dios
- d. en el lago ardiendo con fuego y azufre, que es la muerte segunda.
- e. Porque cualquiera que hubiere guardado toda la ley, y ofendiere en un punto, es hecho culpado de todos
- f. Porque de tal manera amó Dios al mundo, que ha dado a su Hijo unigénito, para que todo aquel que en él cree, no se pierda, mas tenga vida eterna.
- g. No sabéis que los injustos no poseerán el reino de Dios
- h. Como está escrito, no hay justo, ni aun uno.
- i. Si dijéremos que no tenemos pecado, nos engañamos a nosotros mismos, y no hay verdad en nosotros

- \_\_\_\_\_ 1. in the lake which burneth with fire and brimstone: which is the second death. Revelation 21:8b
- \_\_\_\_\_ 2. If we say that we have no sin, we deceive ourselves, and the truth is not in us. 1 John 1:8
- \_\_\_\_\_ 3. But the fearful, and unbelieving,...and all liars, shall have their part. Revelation 21:8a
- \_\_\_\_\_ 4. Know ye not that the unrighteous shall not inherit the kingdom of God? 1 Cor. 6:9a

Is a Part of V740 Complete Subject Set

Name \_\_\_\_\_

- \_\_\_\_\_ 5. For whosoever shall keep the whole law, and yet offend in one point, he is guilty of all. James 2:10
  
- \_\_\_\_\_ 6. If we say that we have not sinned, we make him a liar, and his word is not in us. 1 John 1:10
  
- \_\_\_\_\_ 7. As it is written, There is none righteous, no, not one. Romans 3:10
  
- \_\_\_\_\_ 8. For all have sinned, and come short of the glory of God. Romans 3:23

**Vocabulary. Matching. (24 points)**

- |                       |                |
|-----------------------|----------------|
| _____ 1. sobre        | a. food        |
| _____ 2. Yo tengo que | b. school      |
| _____ 3. la pregunta  | c. Same to you |
| _____ 4. la comida    | d. Thursday    |
| _____ 5. catorce      | e. uncle       |
| _____ 6. viernes      | f. lunch       |
| _____ 7. Mañana será  | g. notebook    |
| _____ 8. al almuerzo  | h. newspaper   |
| _____ 9. el obrero    | i. student     |
| _____ 10. la escuela  | j. I have to   |
| _____ 11. once        | k. chair       |
| _____ 12. el reporte  | l. eleven      |

Is a Part of V740 Complete Subject Set

Name \_\_\_\_\_

- |                        |                     |
|------------------------|---------------------|
| ____ 12. el reporte    | l. eleven           |
| ____ 13. un periódico  | m. grandfather      |
| ____ 14. Buenas tardes | n. Tomorrow will be |
| ____ 15. el cuaderno   | o. door             |
| ____ 16. la silla      | p. on               |
| ____ 17. el tío        | q. a church         |
| ____ 18. la puerta     | r. fourteen         |
| ____ 19. una iglesia   | s. when             |
| ____ 20. un alumno     | t. question         |
| ____ 21. igualmente    | u. twelve           |
| ____ 22. la mesa       | v. report           |
| ____ 23. el abuelo     | w. sister           |
| ____ 24. cuando        | x. aunt             |
| ____ 25. tía           | y. a Yesterday was  |

z. worker

AA. table

BB. Good afternoon.

CC. Friday

Is a Part of V740 Complete Subject Set

Name \_\_\_\_\_

**Gramática.** Use the following calendar to answer the following questions. Make sure your answer is in the form of a complete sentence. (30 points)

septiembre						
domingo	lunes	martes	miércoles	jueves	viernes	sábado
		1	2 Cumpleaños de José	3 Cumpleaños de tía Rosa	4 Examen de Español	5 Fiesta para Marcos
6	7 Aniversario de tío Martín y tía Nilda	8	9	10	11 Biblioteca con José	12
13 Pastor Smith visita	14	15 Examen de Inglés	16	17	18	19
20	21 Servicio Especial	22	23 Clase especial en el gimnasio	24	25 Lectura con Prof. Martínez 2:00	26
27	28 Cumpleaños de Marisol	29	30			

**María is a 9th grade student. She has marked her calendar with important activities and events for the coming month.**

1. ¿Cuándo es el examen de inglés? \_\_\_\_\_  
\_\_\_\_\_
2. ¿Es el 24 de septiembre un miércoles? \_\_\_\_\_  
\_\_\_\_\_
3. ¿Con quién va María a la biblioteca? \_\_\_\_\_  
\_\_\_\_\_
4. ¿Es el 28 el cumpleaños de Sandra? \_\_\_\_\_  
\_\_\_\_\_

# VQTX740 SPANISH I QUARTER TEST #1

Is a Part of V740 Complete Subject Set

Name \_\_\_\_\_

5. ¿Es la fiesta para Marcos el primero de septiembre? \_\_\_\_\_

\_\_\_\_\_

6. ¿Quién visita el 13 de septiembre? \_\_\_\_\_

\_\_\_\_\_

7. ¿A qué hora es la lectura con el profesor Martinez el 25 de septiembre? \_\_\_\_\_

\_\_\_\_\_

8. ¿Qué día de la semana es el segundo de septiembre? \_\_\_\_\_

\_\_\_\_\_

9. ¿Dónde está la clase especial el 23 de septiembre? \_\_\_\_\_

\_\_\_\_\_

10. ¿De quién es el aniversario el 7 de septiembre? \_\_\_\_\_

\_\_\_\_\_

## **Gramática. Syllable stress rules. Write rules #1 and #2 below. (10 points)**

1. Rule #1: \_\_\_\_\_

\_\_\_\_\_

2. Rule #2: \_\_\_\_\_

\_\_\_\_\_



# VQTA740 SPANISH I QUARTER TEST ANSWERS #1

Is a Part of V740 Complete Subject Set

## Versículos.

1. d
2. i
3. b
4. g
5. e
6. a
7. h
8. c

## Vocabulario.

1. p
2. j
3. t
4. a
5. r
6. CC
7. n
8. f
9. z
10. b
11. l
12. v
13. h
14. BB
15. g
16. k
17. e
18. o
19. q
20. i
21. c
22. AA
23. m
24. s
25. w

### **Gramática.**

1. El examen de inglés es el 15 de septiembre.
2. No, el 24 no es un miércoles (Es un jueves.).
3. María va a la biblioteca con José.
4. No, el 28 es el cumpleaños de marisol.
5. No, la fiesta para Marcos es el 5 de septiembre.
6. El pastor Smith visita el 13 de septiembre.
7. La lectura es a las 2:00 (de la tarde).
8. El segundo de septiembre es miércoles.
9. La clase especial está en el gimnasio.
10. El aniversario es de tío Martín y tía Nilda.

### **Gramática.**

1. A word that ends in a vowel, “n”, “s”, is stressed on the second-to-last syllable.
2. A word that ends in a consonant is stressed on the last syllable.

## **VQTA740 SPANISH I QUARTER TEST ANSWERS #2**

Is a Part of V740 Complete Subject Set

### **Versículos.**

1. c
2. a
3. g
4. e
5. i
6. f
7. h
8. d